




# GCSE Geography Homework

Name \_\_\_\_\_

Date Due \_\_\_\_\_

India's employment structure is shown in the data table below.

		% of population employed	
		India	UK
Raw materials e.g. farming		49%	1%
Products made e.g. cars		20%	15%
Provide a service e.g. tourism		31%	84%

**Outline the evidence from the table which suggests that India is an Low Income Developing Country (LIDC).**

**(4)**

---

---

---

---

---

---

---

---

---

---

---

---



# Geography Homework

GLUE HERE